



Storm Drain Inlet Labeling for New Developments in Orange County

Effective immediately, all storm drains installed as part of new development projects in Orange County shall have metal medallion inlet markers installed by the developer. The inlet markers must be installed prior to issuance of the Certificate of Completion.

The following Notes are to be included in the General Notes section of the applicable plans:

All storm drain inlets constructed as part of new development projects in Orange County shall have metal medallion inlet markers installed. Text on the marker shall be evenly spaced and read "No Dumping, Only Rain in the Drain." Markers must be commercial grade stainless-steel, aluminum, brass or bronze and either stamped from sheet metal or cast. Metal marker color must be non-reflective blue or green. Aquatic creature or symbol shown on marker shall be consistent throughout the subdivision. Markers must be affixed to a clean, prepared surface with adhesives, fasteners or heat as recommended by the manufacturer. Markers shall be aligned with the center of drainage inlets at the top of the curb. Lettering must be between 0.4 – 0.5 inches and the total diameter of the marker between 3.75 – 4.25 inches.

Prior to issuance of any certificate of completion, all storm drain inlets shall have metal medallion inlet markers installed. Text on the marker shall read "No Dumping, Only Rain in the Drain." Specification detail will be provided within all plan sets. Contact the National Pollutant Discharge Elimination System (NPDES) Supervisor at the Orange County Environmental Protection Division for details.

Developers will not be responsible for long-term maintenance of inlet markers after initial installation and issuance of the Certificate of Completion.

Inlet markers are required for all inlets that receive runoff from impervious surfaces, such as roads, alleys and parking areas. Markers are not required to be installed on inlets in grassed swales at the rear of residential lots.

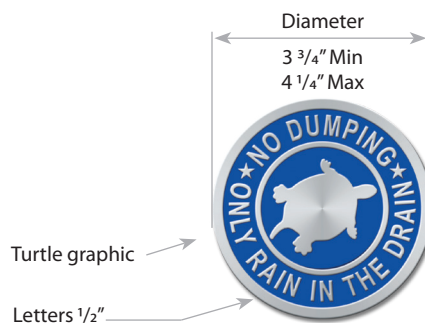
For Information

about the new plan review requirement,
contact Amanda Hallenbeck at
407-836-1421 or
Amanda.Hallenbeck@ocfl.net

For Information

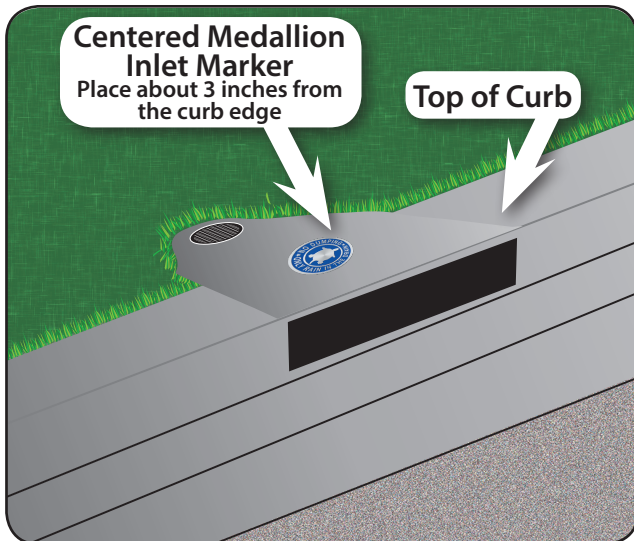
about the County's NPDES Permit, contact
Elois Lindsey at 407-836-1473 or
Elois.Lindsey@ocfl.net

Medallion Inlet Marker Specifications

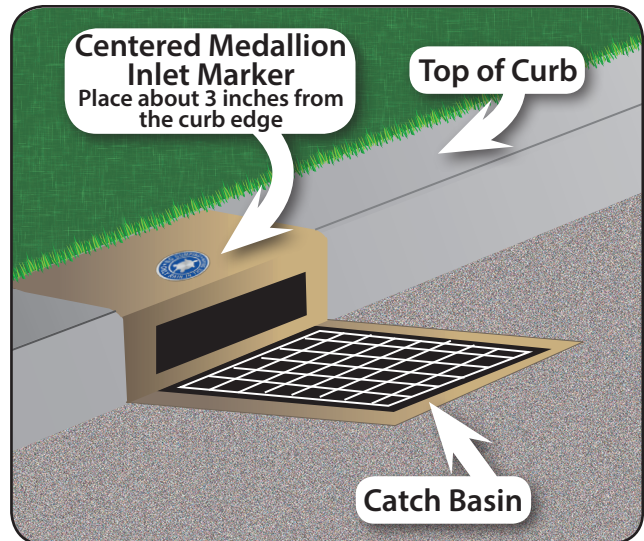


Placement of Medallion Inlet Markers

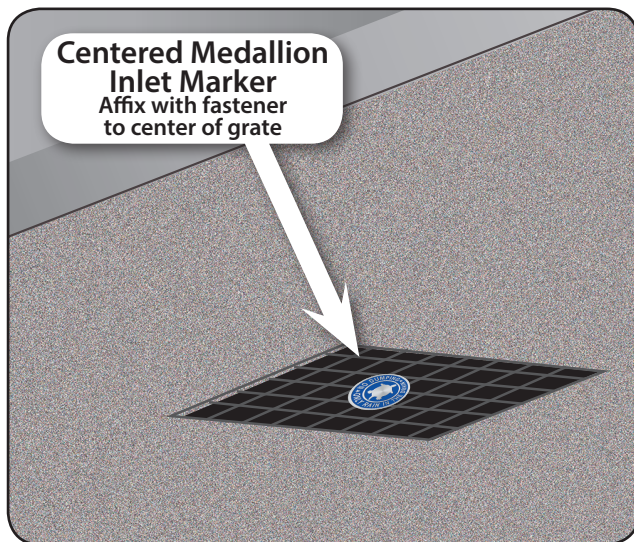
CURB INLET



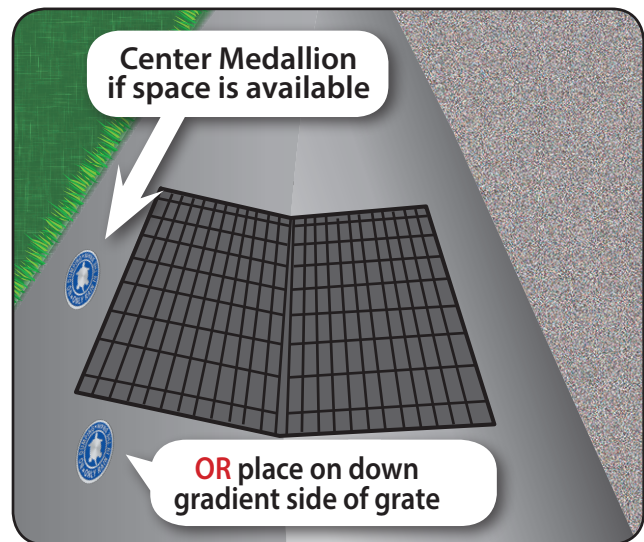
COMBINATION INLET



DROP INLET



DROP INLET IN CURVED GUTTER



Installation Tips

- Markers must be oriented to be legible from the street.
- Install markers per manufacturer's recommendations.
- Be aware of weather; heavy rainfall within 8 hours of application may wash off markers, which would require re-installation by the developer.

Orange County Environmental Protection Division

3165 McCrory Place, Suite 200
Orlando, FL 32803
407-836-1400 www.ocfl.net/epd